



LONDON 3-DAY ITINERARY



SUGGESTED ITINERARY



DAY 1

- 9 AM Visit the Tower of London
- 1 PM Explore Tower Bridge & Lunch at Borough Market
- 3 PM Walk along the South Bank
- 6 PM View from the London Eye & Dinner in Covent Garden

Tour the British Museum

Stroll through Covent Garden & Lunch in Soho

Explore the National Gallery

Walk through Trafalgar Square & Dinner in Chinatown

9 AM

11 AM

2 PM

4 PM

DAY 2



DAY 3

- 9 AM Visit Buckingham Palace
- 11 AM Walk through St. James's Park
- 2 PM Tour Westminster Abbey
- 4 PM View Big Ben and Houses of Parliament & Dinner along the River Thames

Explore Camden Market for unique shops

Visit the Natural History Museum

Take a boat tour on the Thames

Wander through Hyde Park for a relaxing break in nature

OTHER
THINGS
TO DO



ADD YOUR OWN ITINERARY

DAY 1

9 AM

1 PM

3 PM

6 PM

DAY 2

9 AM

11 AM

2 PM

4 PM

DAY 3

9 AM

11 AM

2 PM

4 PM

OTHER
THINGS
TO DO



TIPS BEFORE TRAVELLING



Get an Oyster Card: It's the cheapest and easiest way to travel on public transport. Or use contactless payments!

Check the weather: London weather can be unpredictable, so pack layers and an umbrella

Plan for high prices: London can be expensive, so budget accordingly.

Book attractions in advance: Popular sites like the London Eye and the Tower of London can have long queues



Explore neighbourhoods: Visit diverse areas like Shoreditch, Notting Hill, and Greenwich

Free museums: Many museums, such as the British Museum and the National Gallery, offer free entry

Learn basic British phrases: Familiarise yourself with terms like "queue" (line) and "loo" (bathroom) to better understand local expressions

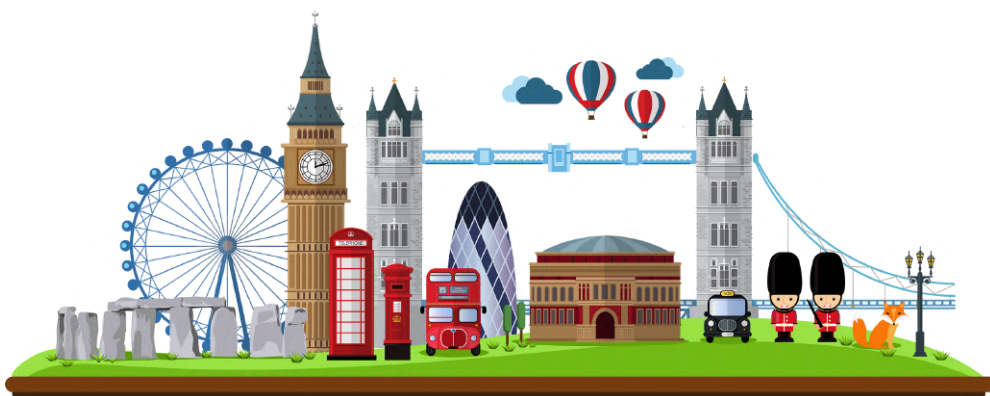
Stay on the left: Remember to stand on the left side of escalators and walk on the right





TOP 10 THINGS TO DO

1. Visit the British Museum
2. See the Tower of London
3. Ride the London Eye
4. Explore Buckingham Palace
5. Walk through Hyde Park
6. Tour Westminster Abbey
7. Shop at Camden Market
8. Stroll along the South Bank
9. Admire art at the National Gallery
10. Discover Covent Garden





HISTORICAL SCENIC SPOTS



Tower of London: Historic castle and former prison with stunning architecture



Westminster Abbey: Gothic church with royal tombs and coronation site



St. Paul's Cathedral: Iconic dome and historic religious site with panoramic city views

NATURAL SCENIC SPOTS

Hyde Park: Expansive green space with gardens, a lake, and walking paths



Kew Gardens: World-renowned botanical gardens with diverse plant collections



Richmond Park: Large park with deer herds, woodlands, and picturesque views





MUST TRY BRITISH FOODS



FISH AND CHIPS

SCONES



FULL ENGLISH
BREAKFAST

AFTERNOON TEA



BASIC FACTS



London, the capital city of the United Kingdom, is a vibrant metropolis with a history stretching back over two millennia. It is home to iconic landmarks such as the Tower of London, Buckingham Palace, and the Houses of Parliament with Big Ben. London is known for its diverse culture, being one of the most ethnically diverse cities in the world, and it boasts an impressive array of museums, galleries, and theatres, many of which offer free entry. The River Thames flows through the city, providing scenic views and numerous recreational activities. London is also a global financial hub, hosting the headquarters of many multinational corporations and financial institutions.





BRITISH CULTURE



British culture is rich and diverse, reflecting a long history of tradition and innovation.

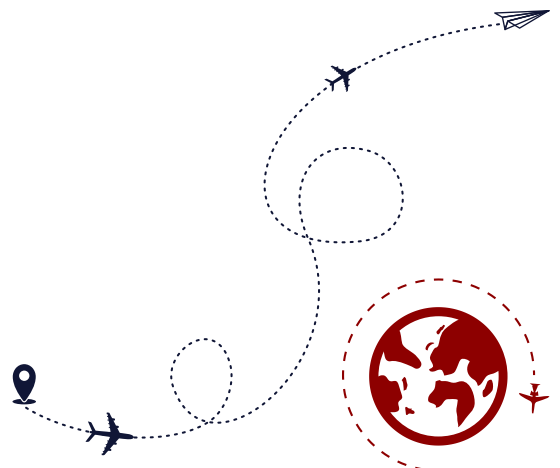
The UK is known for its contributions to literature, with iconic writers like Shakespeare, Dickens, and J.K. Rowling.

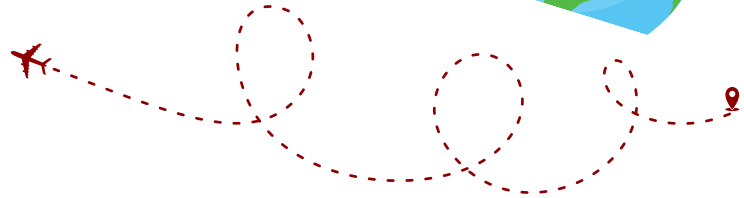
Music also plays a significant role, with bands such as The Beatles and The Rolling Stones influencing global music trends.

The British are renowned for their love of tea, with afternoon tea being a quintessential tradition. Sports, especially football (soccer), rugby, and cricket, are deeply ingrained in the culture. The British also take pride in their monarchy, with royal events and ceremonies drawing significant attention. Politeness, a sense of humor, and a penchant for queuing are notable aspects of British social behavior.



EMERGENCY CONTACT INFORMATION





THANK YOU



NORTHERNWANDERERS.COM



Edit in Canva for free! or Print at home, use on mobile!

Here are the steps to edit a PDF in Canva:

1. Log in to Canva: Open Canva and log in to your account. If you don't have an account, you can create one for free.
2. Upload the PDF: Click on the "Create a design" button and select "Import file". Upload your PDF from your device.
3. Open the PDF: Once the PDF is uploaded, click on it to open it in Canva.
4. Edit Text and Images: Click on any text or image in the PDF to edit. You can change fonts, colors, sizes, and move elements around.
5. Add New Elements: Use the toolbar on the left to add new text boxes, images, shapes, or other elements.
6. Save and Download: Once you're done editing, click on the "Download" button at the top right. Choose your preferred file format (e.g., PDF, PNG, JPG) and download the edited file.
7. Review Changes: Open the downloaded file to ensure all edits are correct.

That's it! Your PDF is now edited and saved.